

- Page 1 -

**Test-Report**

**AIRFREE EFFICIENCY TEST IN REDUCING INDOOR
MICROBIAL POLLUTION (FUNGI AND BACTERIA) AT
"ARQUIVO NACIONAL TORRE DO TOMBO", PORTUGUESE
NATIONAL ARCHIVE OLD DOCUMENTS.**

AIMS

Test **AIRFREE RL60** efficiency in reducing airborne fungi and bacteria in closed environment work places. Study will measure airborne microbiologic charge before and after the use during 31 days of **AIRFREE RL60**.

METHODOLOGY**Test conditions**

One 72 m² room was picked up where all kinds of bibliographic material such as files, dossiers and books are treated prior to filing. Three **AIRFREE RL60** units were plugged in.

Duration of test: 36 days from January 13th to February 18th, 1999. Samples were collected in January 13 and 18 (prior to install **AIRFREE RL60** units), and February 8th and 18th, 1999.

- Page 2 -



M P

Ministério da Economia
INSTITUTO NACIONAL DE ENGENHARIA E TECNOLOGIA INDUSTRIAL
INSTITUTO DE BIOTECNOLOGIA, QUÍMICA FINA E TECNOLOGIAS ALIMENTARES
Laboratório de Microbiologia Industrial

Avenida dos Laneros 4 Estrada do Paço do Lumiar 1699 LISBOA CODEX Telef: 716 51 41 Telex: 42 486 INETI P Fax: 716 09 01

January 13th and 18th represent the effective airborne microbiologic charge before **AIRFREE RL60** units installation. Petri dishes (9 cm diameter) exposed for one hour were used for microorganism count.

Culture media used for airborne microbiologic count.

Fungi: Malt Extract Agar (MEA) Difco
Bacteria: Nutrient Agar (NA) Oxoid.

Conditions of incubation:

Fungi: 25°C 5 to 7 days
Bacteria: 30°C 3 days

The results were expressed in c.f.u. (colony forming units) per dish. Each value representing arithmetic average of 6 Petri dishes, with same culture media, utilizes in the same exposure to the environment.

RESULTS

Fungi and bacteria results are shown in the chart of **Figure 1**.

Pablo

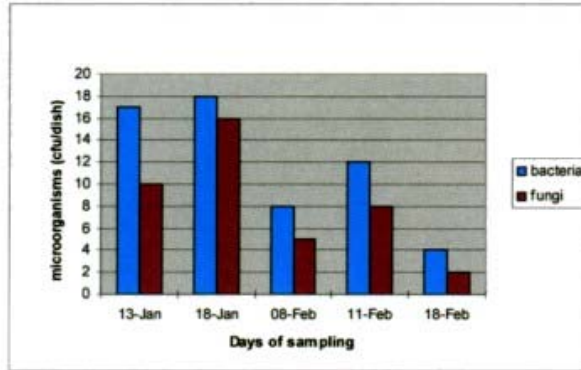
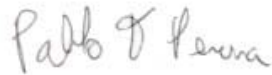


FIGURE 1. – Airfree effect on airborne microbiologic level (fungi and bacteria) level in Higienizing Room. Devices installed after January 18th sampling. Each point represents 6 count average.

Observing Figure 1 it can be seen that **AIRFREE RL60** reduced bacteria and fungi counts, showing its efficiency in reducing that type of airborne microorganisms in such type of room.


Lisbon, 26th February, 1999

Head of Mycology Section of LMI



Pablo Tavares Pereira

Head of LMI



José Carlos Roseiro

→ Back to Tests